


RESOLUTION # 2010-08


- Whereas: executed this Tenth day of February, 2010 does hereby accept Public Roads to be maintained by the County in conformance with Section 66-6-23 NMSA 1978, and
- Whereas: the enclosed official data disk and hard copy will provide a listing of each county maintained road, which shall include the road name and or number (in alpha-numeric order); route description with the beginning and ending termini; total length of each roadway; surface type; and a total mileage of 963.425 miles for the entire submittal and a county 1997 road map all in accordance with the provisions set forth by the Board of County Commission, Torrance County, and
- Whereas: total mileage of miles maintained within Torrance County are subject too change, and
- Whereas; 95% of roads indicated by the symbol of red ink on the road map are considered county designated maintained roadways and will signify school bus routes in some cases, and
- Whereas: all roads listed in their description herein are so approved by the County Commission of Torrance, and
- Whereas: be it resolved that a copy of the foregoing resolution and mileage list be included in the minutes of the Board of County Commissioners of Torrance as a permanent record.

ADOPTED AND APPROVED THIS TENTH DAY OF FEBRUARY 2010.

Torrance County Commission


James Frost, Chairman



Paul "Tito" Chavez, Member


Venessa Chavez-Gutierrez, Member

Attest:


Linda Kayser, Clerk of the Board





Line	Code	Description	Quantity	Unit	Price	Total	Notes
1	0100	General Excise Tax	1.00	Per \$100	0.0000	0.00	
2	0200	State Income Tax	1.00	Per \$100	0.0000	0.00	
3	0300	Local Income Tax	1.00	Per \$100	0.0000	0.00	
4	0400	Property Tax	1.00	Per \$100	0.0000	0.00	
5	0500	Sales Tax	1.00	Per \$100	0.0000	0.00	
6	0600	Excise Tax	1.00	Per \$100	0.0000	0.00	
7	0700	Transfer Tax	1.00	Per \$100	0.0000	0.00	
8	0800	Other Taxes	1.00	Per \$100	0.0000	0.00	
9	0900	Interest	1.00	Per \$100	0.0000	0.00	
10	1000	Dividends	1.00	Per \$100	0.0000	0.00	
11	1100	Capital Gains	1.00	Per \$100	0.0000	0.00	
12	1200	Retirement	1.00	Per \$100	0.0000	0.00	
13	1300	Charitable	1.00	Per \$100	0.0000	0.00	
14	1400	Medical	1.00	Per \$100	0.0000	0.00	
15	1500	Education	1.00	Per \$100	0.0000	0.00	
16	1600	State	1.00	Per \$100	0.0000	0.00	
17	1700	Local	1.00	Per \$100	0.0000	0.00	
18	1800	Federal	1.00	Per \$100	0.0000	0.00	
19	1900	Other	1.00	Per \$100	0.0000	0.00	
20	2000	State	1.00	Per \$100	0.0000	0.00	
21	2100	Local	1.00	Per \$100	0.0000	0.00	
22	2200	Federal	1.00	Per \$100	0.0000	0.00	
23	2300	Other	1.00	Per \$100	0.0000	0.00	
24	2400	State	1.00	Per \$100	0.0000	0.00	
25	2500	Local	1.00	Per \$100	0.0000	0.00	
26	2600	Federal	1.00	Per \$100	0.0000	0.00	
27	2700	Other	1.00	Per \$100	0.0000	0.00	
28	2800	State	1.00	Per \$100	0.0000	0.00	
29	2900	Local	1.00	Per \$100	0.0000	0.00	
30	3000	Federal	1.00	Per \$100	0.0000	0.00	
31	3100	Other	1.00	Per \$100	0.0000	0.00	
32	3200	State	1.00	Per \$100	0.0000	0.00	
33	3300	Local	1.00	Per \$100	0.0000	0.00	
34	3400	Federal	1.00	Per \$100	0.0000	0.00	
35	3500	Other	1.00	Per \$100	0.0000	0.00	
36	3600	State	1.00	Per \$100	0.0000	0.00	
37	3700	Local	1.00	Per \$100	0.0000	0.00	
38	3800	Federal	1.00	Per \$100	0.0000	0.00	
39	3900	Other	1.00	Per \$100	0.0000	0.00	
40	4000	State	1.00	Per \$100	0.0000	0.00	
41	4100	Local	1.00	Per \$100	0.0000	0.00	
42	4200	Federal	1.00	Per \$100	0.0000	0.00	
43	4300	Other	1.00	Per \$100	0.0000	0.00	
44	4400	State	1.00	Per \$100	0.0000	0.00	
45	4500	Local	1.00	Per \$100	0.0000	0.00	
46	4600	Federal	1.00	Per \$100	0.0000	0.00	
47	4700	Other	1.00	Per \$100	0.0000	0.00	
48	4800	State	1.00	Per \$100	0.0000	0.00	
49	4900	Local	1.00	Per \$100	0.0000	0.00	
50	5000	Federal	1.00	Per \$100	0.0000	0.00	
51	5100	Other	1.00	Per \$100	0.0000	0.00	
52	5200	State	1.00	Per \$100	0.0000	0.00	
53	5300	Local	1.00	Per \$100	0.0000	0.00	
54	5400	Federal	1.00	Per \$100	0.0000	0.00	
55	5500	Other	1.00	Per \$100	0.0000	0.00	
56	5600	State	1.00	Per \$100	0.0000	0.00	
57	5700	Local	1.00	Per \$100	0.0000	0.00	
58	5800	Federal	1.00	Per \$100	0.0000	0.00	
59	5900	Other	1.00	Per \$100	0.0000	0.00	
60	6000	State	1.00	Per \$100	0.0000	0.00	
61	6100	Local	1.00	Per \$100	0.0000	0.00	
62	6200	Federal	1.00	Per \$100	0.0000	0.00	
63	6300	Other	1.00	Per \$100	0.0000	0.00	
64	6400	State	1.00	Per \$100	0.0000	0.00	
65	6500	Local	1.00	Per \$100	0.0000	0.00	
66	6600	Federal	1.00	Per \$100	0.0000	0.00	
67	6700	Other	1.00	Per \$100	0.0000	0.00	
68	6800	State	1.00	Per \$100	0.0000	0.00	
69	6900	Local	1.00	Per \$100	0.0000	0.00	
70	7000	Federal	1.00	Per \$100	0.0000	0.00	
71	7100	Other	1.00	Per \$100	0.0000	0.00	
72	7200	State	1.00	Per \$100	0.0000	0.00	
73	7300	Local	1.00	Per \$100	0.0000	0.00	
74	7400	Federal	1.00	Per \$100	0.0000	0.00	
75	7500	Other	1.00	Per \$100	0.0000	0.00	
76	7600	State	1.00	Per \$100	0.0000	0.00	
77	7700	Local	1.00	Per \$100	0.0000	0.00	
78	7800	Federal	1.00	Per \$100	0.0000	0.00	
79	7900	Other	1.00	Per \$100	0.0000	0.00	
80	8000	State	1.00	Per \$100	0.0000	0.00	
81	8100	Local	1.00	Per \$100	0.0000	0.00	
82	8200	Federal	1.00	Per \$100	0.0000	0.00	
83	8300	Other	1.00	Per \$100	0.0000	0.00	
84	8400	State	1.00	Per \$100	0.0000	0.00	
85	8500	Local	1.00	Per \$100	0.0000	0.00	
86	8600	Federal	1.00	Per \$100	0.0000	0.00	
87	8700	Other	1.00	Per \$100	0.0000	0.00	
88	8800	State	1.00	Per \$100	0.0000	0.00	
89	8900	Local	1.00	Per \$100	0.0000	0.00	
90	9000	Federal	1.00	Per \$100	0.0000	0.00	
91	9100	Other	1.00	Per \$100	0.0000	0.00	
92	9200	State	1.00	Per \$100	0.0000	0.00	
93	9300	Local	1.00	Per \$100	0.0000	0.00	
94	9400	Federal	1.00	Per \$100	0.0000	0.00	
95	9500	Other	1.00	Per \$100	0.0000	0.00	
96	9600	State	1.00	Per \$100	0.0000	0.00	
97	9700	Local	1.00	Per \$100	0.0000	0.00	
98	9800	Federal	1.00	Per \$100	0.0000	0.00	
99	9900	Other	1.00	Per \$100	0.0000	0.00	
100	10000	State	1.00	Per \$100	0.0000	0.00	

Line	Code	Description	Quantity	Unit	Price	Total	Notes
1	0100	General Excise Tax	1.00	1.00	1.00	1.00	
2	0200	State Income Tax	1.00	1.00	1.00	1.00	
3	0300	Local Income Tax	1.00	1.00	1.00	1.00	
4	0400	Property Tax	1.00	1.00	1.00	1.00	
5	0500	Sales Tax	1.00	1.00	1.00	1.00	
6	0600	Excise Tax	1.00	1.00	1.00	1.00	
7	0700	Transfer Tax	1.00	1.00	1.00	1.00	
8	0800	Other Taxes	1.00	1.00	1.00	1.00	
9	0900	Interest	1.00	1.00	1.00	1.00	
10	1000	Dividends	1.00	1.00	1.00	1.00	
11	1100	Capital Gains	1.00	1.00	1.00	1.00	
12	1200	Retirement	1.00	1.00	1.00	1.00	
13	1300	Charitable	1.00	1.00	1.00	1.00	
14	1400	Medical	1.00	1.00	1.00	1.00	
15	1500	Education	1.00	1.00	1.00	1.00	
16	1600	State	1.00	1.00	1.00	1.00	
17	1700	Local	1.00	1.00	1.00	1.00	
18	1800	Federal	1.00	1.00	1.00	1.00	
19	1900	Other	1.00	1.00	1.00	1.00	
20	2000	Income	1.00	1.00	1.00	1.00	
21	2100	Capital	1.00	1.00	1.00	1.00	
22	2200	Retirement	1.00	1.00	1.00	1.00	
23	2300	Charitable	1.00	1.00	1.00	1.00	
24	2400	Medical	1.00	1.00	1.00	1.00	
25	2500	Education	1.00	1.00	1.00	1.00	
26	2600	State	1.00	1.00	1.00	1.00	
27	2700	Local	1.00	1.00	1.00	1.00	
28	2800	Federal	1.00	1.00	1.00	1.00	
29	2900	Other	1.00	1.00	1.00	1.00	
30	3000	Income	1.00	1.00	1.00	1.00	
31	3100	Capital	1.00	1.00	1.00	1.00	
32	3200	Retirement	1.00	1.00	1.00	1.00	
33	3300	Charitable	1.00	1.00	1.00	1.00	
34	3400	Medical	1.00	1.00	1.00	1.00	
35	3500	Education	1.00	1.00	1.00	1.00	
36	3600	State	1.00	1.00	1.00	1.00	
37	3700	Local	1.00	1.00	1.00	1.00	
38	3800	Federal	1.00	1.00	1.00	1.00	
39	3900	Other	1.00	1.00	1.00	1.00	
40	4000	Income	1.00	1.00	1.00	1.00	
41	4100	Capital	1.00	1.00	1.00	1.00	
42	4200	Retirement	1.00	1.00	1.00	1.00	
43	4300	Charitable	1.00	1.00	1.00	1.00	
44	4400	Medical	1.00	1.00	1.00	1.00	
45	4500	Education	1.00	1.00	1.00	1.00	
46	4600	State	1.00	1.00	1.00	1.00	
47	4700	Local	1.00	1.00	1.00	1.00	
48	4800	Federal	1.00	1.00	1.00	1.00	
49	4900	Other	1.00	1.00	1.00	1.00	
50	5000	Income	1.00	1.00	1.00	1.00	
51	5100	Capital	1.00	1.00	1.00	1.00	
52	5200	Retirement	1.00	1.00	1.00	1.00	
53	5300	Charitable	1.00	1.00	1.00	1.00	
54	5400	Medical	1.00	1.00	1.00	1.00	
55	5500	Education	1.00	1.00	1.00	1.00	
56	5600	State	1.00	1.00	1.00	1.00	
57	5700	Local	1.00	1.00	1.00	1.00	
58	5800	Federal	1.00	1.00	1.00	1.00	
59	5900	Other	1.00	1.00	1.00	1.00	
60	6000	Income	1.00	1.00	1.00	1.00	
61	6100	Capital	1.00	1.00	1.00	1.00	
62	6200	Retirement	1.00	1.00	1.00	1.00	
63	6300	Charitable	1.00	1.00	1.00	1.00	
64	6400	Medical	1.00	1.00	1.00	1.00	
65	6500	Education	1.00	1.00	1.00	1.00	
66	6600	State	1.00	1.00	1.00	1.00	
67	6700	Local	1.00	1.00	1.00	1.00	
68	6800	Federal	1.00	1.00	1.00	1.00	
69	6900	Other	1.00	1.00	1.00	1.00	
70	7000	Income	1.00	1.00	1.00	1.00	
71	7100	Capital	1.00	1.00	1.00	1.00	
72	7200	Retirement	1.00	1.00	1.00	1.00	
73	7300	Charitable	1.00	1.00	1.00	1.00	
74	7400	Medical	1.00	1.00	1.00	1.00	
75	7500	Education	1.00	1.00	1.00	1.00	
76	7600	State	1.00	1.00	1.00	1.00	
77	7700	Local	1.00	1.00	1.00	1.00	
78	7800	Federal	1.00	1.00	1.00	1.00	
79	7900	Other	1.00	1.00	1.00	1.00	
80	8000	Income	1.00	1.00	1.00	1.00	
81	8100	Capital	1.00	1.00	1.00	1.00	
82	8200	Retirement	1.00	1.00	1.00	1.00	
83	8300	Charitable	1.00	1.00	1.00	1.00	
84	8400	Medical	1.00	1.00	1.00	1.00	
85	8500	Education	1.00	1.00	1.00	1.00	
86	8600	State	1.00	1.00	1.00	1.00	
87	8700	Local	1.00	1.00	1.00	1.00	
88	8800	Federal	1.00	1.00	1.00	1.00	
89	8900	Other	1.00	1.00	1.00	1.00	
90	9000	Income	1.00	1.00	1.00	1.00	
91	9100	Capital	1.00	1.00	1.00	1.00	
92	9200	Retirement	1.00	1.00	1.00	1.00	
93	9300	Charitable	1.00	1.00	1.00	1.00	
94	9400	Medical	1.00	1.00	1.00	1.00	
95	9500	Education	1.00	1.00	1.00	1.00	
96	9600	State	1.00	1.00	1.00	1.00	
97	9700	Local	1.00	1.00	1.00	1.00	
98	9800	Federal	1.00	1.00	1.00	1.00	
99	9900	Other	1.00	1.00	1.00	1.00	
100	10000	Income	1.00	1.00	1.00	1.00	

